


Rupert

en de cijfers


1 2 3 4 5



Babs Vandecruis



Tellen tot tien




1

links

rechts



links




2

rechts

2



links







3

rechts

3








links



4

rechts

4




5

links

rechts

5

links




6

rechts

6

links



7

rechts

7




links

rechts


8

links



9

rechts




10

links

rechts

10

boven



En nog een keer...


onder

links

rechts



links



1

rechts

1



links






2

rechts

2

links



3



rechts

3





links




4

rechts

4




links



rechts

5

5




6

links

rechts

6

links




7


rechts

7


links



rechts




links



9

rechts




10

links

rechts

10

boven







En nu jij!

links

rechts

onder

boven







links

rechts

onder



links



4

vier

rechts

4

boven



links

rechts

onder



7


zeven

links

rechts

7

boven




links

rechts

onder

• • •

links




3

drie

rechts

3


boven



links

rechts

onder



6

zes

links

rechts

boven




links

rechts

onder



links




2

twee

rechts

boven




links

rechts

onder

links



9

negen

rechts


boven



links

rechts

onder



5

vijf

links

rechts

boven



links

rechts

onder





8

acht

links

rechts


boven



links

rechts

onder



10


tien

links

rechts

10

boven




links

rechts

onder



links




rechts

1

een

boven




En nog een keer...

links

rechts

onder

boven




links

rechts

onder



links



rechts

3

drie


boven



links

rechts

onder





6

zes

links

rechts

boven




onder

links

rechts



links



rechts


4

vier

4

boven


rechts



links

onder

links




8

acht

rechts

boven




links

rechts

onder



links



1

rechts

een

boven



links

rechts

onder



links



5

vijf

rechts


boven



links

rechts

onder



7

zeven

links

rechts

7



boven



links

rechts

onder



10


tien

links

rechts

10

boven



links

rechts

onder



links




2

rechts

twee

2



boven



links

rechts

onder




9

negen

links

rechts

boven



Goed gedaan!

links

rechts

onder

boven

1 

2 

3 

4 

5 

6 

7 

8 

9 

10 

links

rechts

onder

www.rupertexplores.com



© studioPRTZL